

K12 Planet Quickstart Guide


Step 1:

Click the **K12Planet** image on our school homepage

www.cc.k12.nf.ca

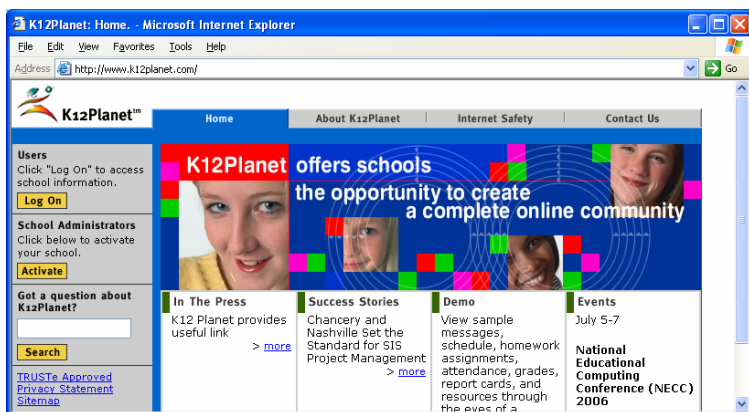
or

go directly to K12 Planet
www.k12planet.com



Step 2:

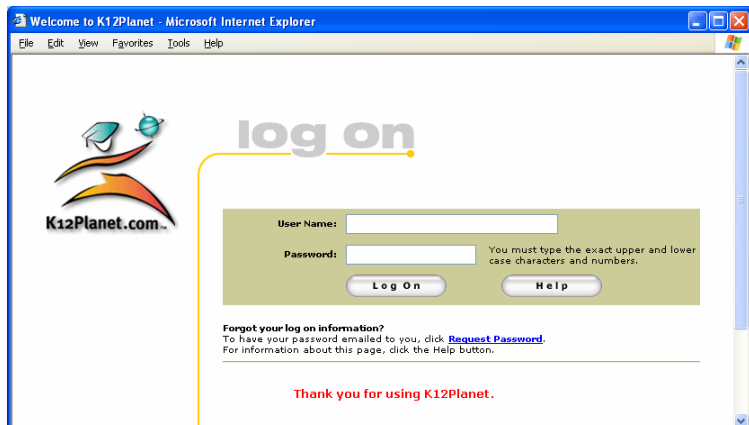
Click "Log On" on the left side of the **K12Planet** homepage.



Step 3:

Enter your username and password you received in you memo from the school. You can change these in the next step.

Click "Log On".

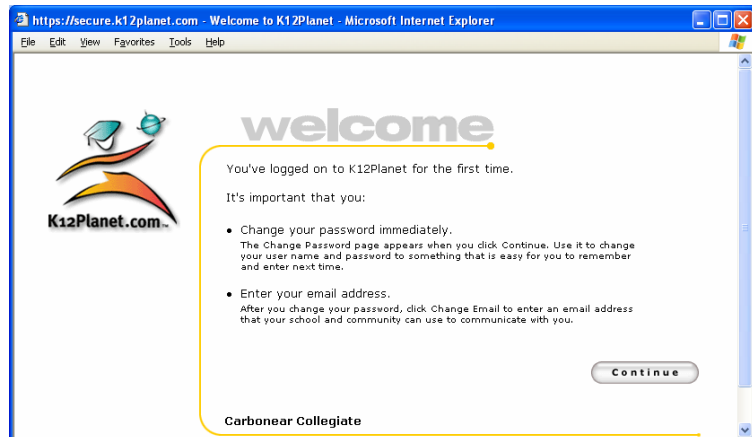


Step 4:

You have now successfully logged on to our **K12Planet** site.

Please read →

Click "Continue".

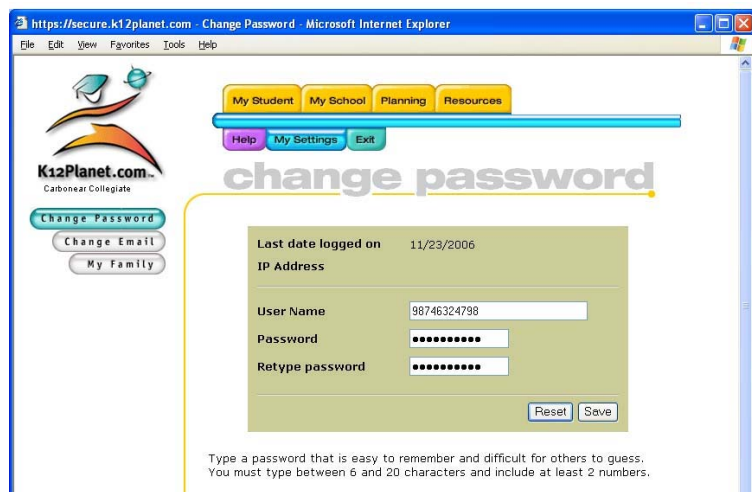


Step 5:

Here you change your username and password to anything you want

Click "Save".

Click "Change Email" to enter an email address if you would like to be contacted.



Step 6:

Enter your email address and select your contact preferences.

Click "Save".

You are now set up and ready to go!

